

## PAPER DETAILS

TITLE: Performance Analysis of Three Levels Three Switches Vienna-Type Rectifier Based on Direct Power Control

AUTHORS: Dogan ÇELİK

PAGES: 170-177

ORIGINAL PDF URL: <https://dergipark.org.tr/tr/download/article-file/2248739>

# Performance Analysis of Three Level Three Switch Vienna-Type Rectifier based on Direct Power Control

Doğan Çelik

**Abstract**—The Vienna-type rectifier is broadly employed in various implementations thanks to realizable three-level operation, simple structure and controllable DC-link voltage. This paper proposes an adaptive proportional integral (PI) with anti-windup based direct power control (DPC) to improve dynamic response during load change, DC-link voltage step change and start up and to reduce current tracking errors. An adaptive PI with anti-windup DC-link voltage control is utilized to enhance dynamic response of the DC-link voltage and the instantaneous power because the PI regulator affected by the load change and system parameter variations. The PI based conventional power control is used to indicate the availability and accuracy of the proposed control strategy. The proposed control strategy performs outstanding performance and copes with vigorous disturbances in contrast to the conventional strategy. A detailed theoretical analysis of the proposed approach has been performed. Extensive case studies such as current tracking signals, DC-link voltage step change and load power increase and decrease carried out by PSIM software are performed to validate the excellent behavior of the proposed control strategy.

**Index Terms**—DC-link control; Direct power control; PI with anti-windup; Vienna-type rectifier.


## I. INTRODUCTION

VIENNA-TYPE rectifier provides, simple circuit structure, compact size, low voltage stress and achieves a switching voltage that is only half the output voltage. Conventional uncontrolled diode-bridge rectifiers (UDBRs) provide low cost and high reliability. However, the U-DBRs have some limitations uncontrolled power factor, higher total harmonic distortion (THD) and lower efficiency. Therefore, six-switch two levels PWM has been prevailed one of the options owing to the disadvantages of the UDBRs [1]. However, compared to the conventional converters, the Vienna-type rectifiers achieves higher efficiency, less voltage stress, used less power switches, having unity power factor correction, higher reliability and lower cost. It can be utilized

in the areas of electric vehicle (EVs) charging, motor drives, uninterruptible power system, hybrid AC/DC energy systems and wind power generation. Besides, the stable and constant DC output voltage is provided for DC/DC power converters in regards to EVs charging [2-6]. The control of the DC-link voltage, power and power factor is considerable important for Vienna-type rectifiers [7].

The operating principle and control of Vienna type rectifiers differ from the traditional rectifiers. The three-level and three switches Vienna-type rectifiers result in unbalance DC capacitor voltages [8]. Voltage and current closed-loop control is commonly utilized for Vienna-type rectifiers. The current control loop is mainly controlled by hysteresis current control (HCC). On the other hand, the proportional integral (PI) control generally has been used by many researchers for the voltage outer loop. However, the slow dynamic response, the linear summation of error and the voltage overrun are some shortcomings [2]. The rectifiers are usually influenced by the external disturbance and changing operation conditions. Various control approaches have been conducted for Vienna-type rectifiers such as HCC method [9, 10], carrier based-discontinuous pulse width modulation (PWM) [11], a lagging reactive power compensation method [12] and a model predictive control (MPC) [13-15]. In these control algorithms, classical PI controller has been employed to regulate the DC-link voltage. However, direct power control (DPC) achieves superior performance for Vienna-type rectifiers compared to the above-mentioned control methods [16]. In [17], authors have presented a DPC based MPC for AC/DC PWM rectifier, but it is affected by variation of the system parameters. On the other hand, sliding mode control (SMC) based control algorithms provision better dynamics and robustness, and also can lessen the overshoots for various disturbance conditions in contrast to the classical PI controller. In [18], Yang et al. have proposed a SMC based control strategy for voltage source rectifier. In [19], Hang et al. have discussed the PI based space vector PWM strategy for Vienna-type rectifier. In [20], authors have addressed deadbeat based MPC for Vienna-type rectifier. Furthermore, to mitigate source current harmonics, a proportional resonant based control approach is discussed for a three-level Vienna rectifier [21].

DOĞAN ÇELİK, is with Department of Electrical and Electronic Engineering University of Van Yuzuncu Yıl University, Van, Turkey, (e-mail: dogancelik@yyu.edu.tr).

 <https://orcid.org/0000-0002-8348-130X>

Manuscript received February 17, 2022; accepted April 19, 2022.  
DOI: [10.17694/bajece.1072287](https://doi.org/10.17694/bajece.1072287)

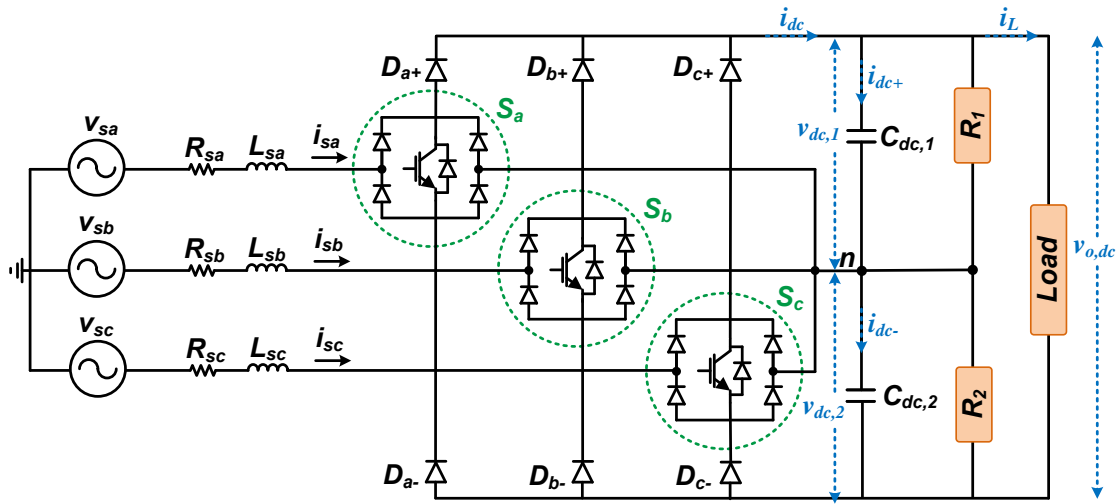


Fig.1 Schematic diagram of the Vienna rectifier topology with dual DC loads.

In [22], He et al. have addressed a hybrid discontinuous PWM for three-level to two-level conversion based Vienna rectifier. A hybrid control scheme including MPC and PI is handled to compensate reactive power and regulate DC-link voltage [23].

This paper proposes a control strategy with a simple and fast dynamic response for three switches three levels Vienna-type rectifier. The DPC has been used in the inner current loop and adaptive PI with anti-windup DC-link control has been adopted in the outer voltage loop, which dealt with slow dynamic response and voltage overshoot in the PI control. Various case results carried out by PSIM software has been conducted to show good robustness and fast tracking performance of the proposed control strategy.

This paper is divided as: The topology of Vienna-type rectifier is discussed in Section II. Section III presents the proposed control strategy. Performance evaluation of the conventional and proposed control strategies are conducted in Section IV. Section V provides main findings of this paper.

## II. DESCRIPTION OPERATIONAL MODE OF VIENNA-TYPE RECTIFIER

The circuit topology of the Vienna-type rectifier represented in Figure 1 includes a three bidirectional switching units ( $S_a$ ,  $S_b$  and  $S_c$ ) and main diode bridge. The switching units consist of active switches and diode rectifiers, which are controlled to provide steady DC voltage, sinusoidal AC current and neutral point voltage balance [24].  $C_{dc,1}$  and  $C_{dc,2}$  divided by two parts as the upper and lower the DC-link capacitors, respectively. The DC-side is tied to the load and the AC-side of the Vienna-type rectifier is tied to the utility grid.  $v_{dc,1}$  and  $v_{dc,2}$  represent upper and lower the DC-link voltages, respectively.

The operational states of the Vienna rectifier are presented in Figure 2. The polarity of line currents and the ON/OFF states of the switches at any instant of operation have stated the rectifier pole voltages with supposing a continuous conduction mode. With the positive line current ( $i_{sa}$ ) with the

controlled OFF switch  $S_a$ , the voltage between the rectifier pole (A) and the DC-link neutral point ( $n$ ) is  $v_{dc}/2$  as seen in Fig.2a. With the positive line current with the controlled ON switch  $S_a$ , the line to neutral voltage  $v_{an}$  is 0 (see Fig. 2b). With the negative line current ( $i_{sa}$ ) with the controlled OFF or ON switch, the line to neutral voltage  $v_{an}$  can be  $-v_{dc}/2$  or zero. Similarly, this operating procedure can be applied to phases B and C [9] (see Fig. 2c and 2d). Besides, the switching state of Vienna-type rectifier is given in Table I.

The grid current dynamics can be expressed for the AC-side of a Vienna-type rectifier.

$$L_{s,x} \frac{di_{s,x}}{dt} = v_{s,x} - R_{sx} i_{s,x} - (v_{n,x} + v_{n0}) \quad (1)$$

where  $x$  represents a-b-c phases.  $L_s$  and  $R_s$  denote the input inductance and resistance, respectively. It is supposed that  $C_{dc,1} = C_{dc,2} = C_{dc}$ , and neutral-point voltage is determined with the difference between  $v_{dc1}$  and  $v_{dc2}$ .

$$\begin{cases} C_{dc,1} \frac{dv_{dc,1}}{dt} = i_{dc+} - \frac{v_{dc,1} + v_{dc,2}}{R_1} \\ C_{dc,2} \frac{dv_{dc,2}}{dt} = i_{dc-} - \frac{v_{dc,1} + v_{dc,2}}{R_2} \end{cases} \quad (2)$$

$v_{x,n}$  is specified by the direction of input AC current and the switching states of bidirectional switches because of the operational characteristics of Vienna-type rectifier [24].  $v_{x,n}$  is written by;

$$v_{x,n} = (1 - S_x) \left( \frac{\text{sign}(i_x) + 1}{2} v_{dc,1} + \frac{\text{sign}(i_x) - 1}{2} v_{dc,2} \right) \quad (3)$$

where  $\text{sign}(\cdot)$  defines the sign function.

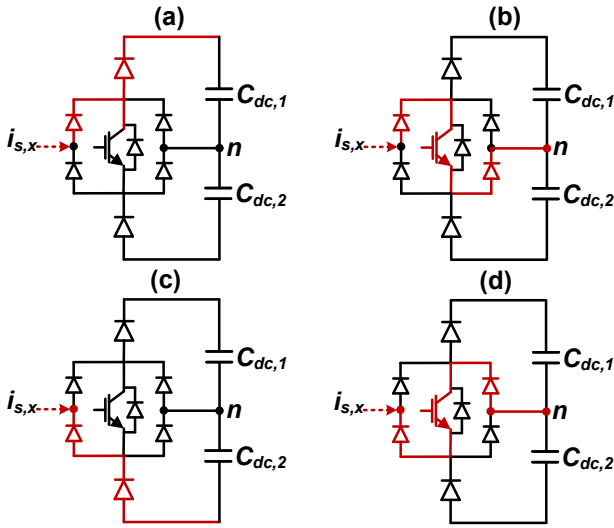


Fig. 2. Current directions for phase units ( $x = a, b, c$ ); a) positive line current with the controlled OFF switch, b) positive line current with the controlled ON switch, c) negative line current with the controlled OFF switch and d) negative line current with the controlled ON switch.

TABLE I  
SWITCHING STATE OF VIENNA-TYPE RECTIFIER

$S_a$	$S_b$	$S_c$	$v_{an}$	$v_{bn}$	$v_{cn}$
0	0	0	$+v_{dc}/2$	$-v_{dc}/2$	$-v_{dc}/2$
0	0	1	$+v_{dc}/2$	$-v_{dc}/2$	0
0	1	0	$+v_{dc}/2$	0	$-v_{dc}/2$
0	1	1	$+v_{dc}/2$	0	0
1	0	0	0	$-v_{dc}/2$	$-v_{dc}/2$
1	0	1	0	$-v_{dc}/2$	0
1	1	0	0	0	$-v_{dc}/2$
1	1	1	0	0	0

### III. THE PROPOSED CONTROL STRATEGY

The proposed control strategy consists of two parts as DC-link voltage and current control loops as depicted in Figure 3. The proposed control strategy has fulfilled the following requirements: providing fast dynamic response under load and DC voltage variations, reducing current tracking errors, low current harmonics and constant switching frequency operation.

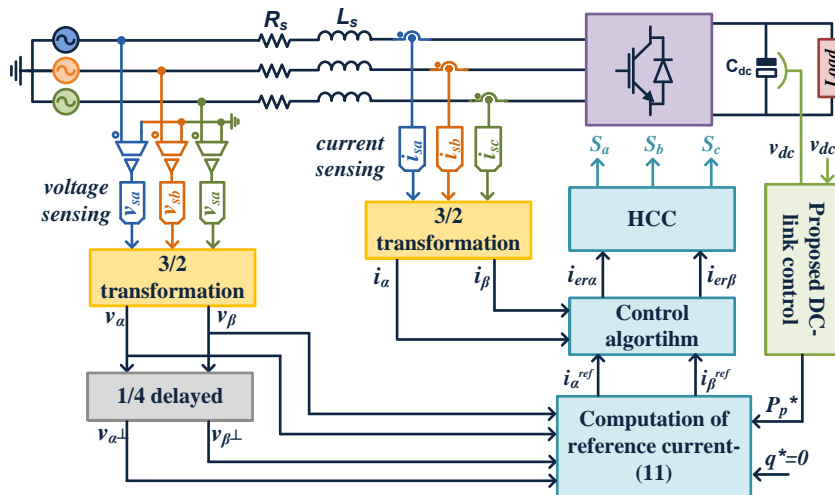


Fig. 3 The entire proposed control strategy.

#### A. Adaptive PI with anti-windup DC-link control

Dynamic performances of the DC-link have a considerable significance in the functioning of a rectifier. The dynamic nature of the rectifier is great important for the DC-link regulator to less affect to system parameters, load change and main voltage. In this paper, an adaptive PI with anti-windup control is employed as the DC-link voltage outer loop controller of Vienna-type rectifier to deal with instability and variations of the DC-link voltage. The output of the adaptive PI with anti-windup is used to acquire the active power reference. Output power at the DC-side is equal to the AC-side input power with neglecting power losses [25]. The dynamics of the DC-link voltage is expresses by (4) as;

$$C_{dc} \frac{dv_{dc}}{dt} = i_{dc} - i_L = \frac{P_p^*}{v_{dc}} - i_L \quad (4)$$

where  $i_L$  denotes load current. Figure 4 describes the proposed adaptive PI with anti-windup DC-link control and the system dynamics. The control diagram of the DC-link voltage can be designed based on (5). The integral state  $\dot{q}$  is written as;

$$\dot{q} = \begin{cases} \Delta v_{dc} & u = u^* \\ \Delta v_{dc} k_i k_{aw} (u - u^*) & u \neq u^* \end{cases} \quad (5)$$

where  $u = u^*$  and  $u \neq u^*$  represents linear region and saturation region, respectively.  $\Delta v_{dc}$  is voltage tracking error. Anti-windup gain  $k_{aw}$  is commonly chosen as  $1/k_p$  [26-31]. Based on Figure 4, the closed-loop function for the DC-link can be obtained as (6);

$$u(s) = \frac{k_p s + k_i}{s - k_{aw}} \Delta v_{dc} - \frac{k_{aw}}{s - k_{aw}} u^* \quad (6)$$

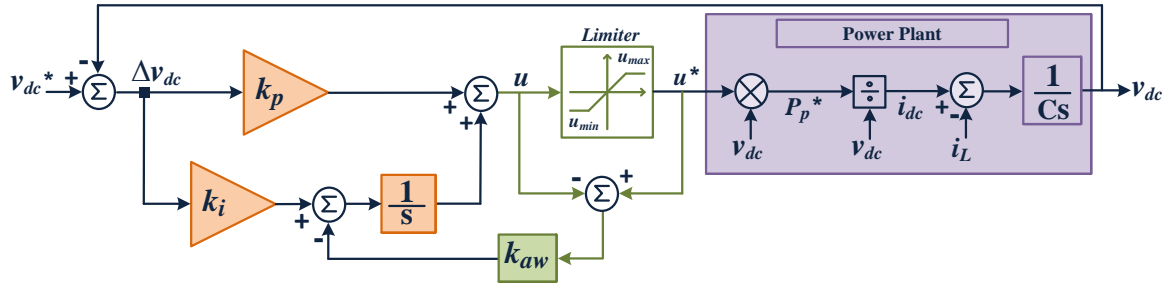


Fig. 4 Adaptive PI with anti-windup control diagram of the DC-link voltage.

### B. Reference current generation

The control aim for Vienna-type rectifiers is to accurately and quickly track the references of the DC-link voltage and power/current signals.  $x$  and  $x_{\perp}$  are variable in  $\alpha\beta$  stationary coordinate and lagging  $90^\circ$  of  $x$  is  $x_{\perp}$ . Original vector and its delayed value can be utilized to reduce the calculation burden. According to [32-35],  $x_{\alpha\beta}^p$  and  $x_{\alpha\beta}^n$  sequences are defined by (7);

$$\begin{pmatrix} x \\ x_{\perp} \end{pmatrix} = \frac{1}{2} \begin{pmatrix} 1 & 1 \\ -j & j \end{pmatrix} \begin{pmatrix} x_{\alpha\beta}^p \\ x_{\alpha\beta}^n \end{pmatrix} \quad (7)$$

The inverse of (7) is given by (8);

$$\begin{pmatrix} x_{\alpha\beta}^p \\ x_{\alpha\beta}^n \end{pmatrix} = \frac{1}{2} \begin{pmatrix} 1 & j \\ 1 & -j \end{pmatrix} \begin{pmatrix} x \\ x_{\perp} \end{pmatrix} \quad (9)$$

The active power reference  $P_p^*$  is obtained by the adaptive PI with anti-windup DC-link regulation. Reference reactive power is chosen as zero for both controllers to provide unity power factor. The reference current signals can be obtained by original voltage vectors with their  $90^\circ$  lagging signals.

$$\begin{pmatrix} i_{\alpha}^* \\ i_{\beta}^* \\ i_{\alpha\perp}^* \\ i_{\beta\perp}^* \end{pmatrix} = \frac{P_p^*}{\Delta_p} \begin{pmatrix} v_{\beta\perp} \\ -v_{\alpha\perp} \\ -v_{\beta} \\ v_{\alpha} \end{pmatrix} \quad (9)$$

where

$$\Delta_p = v_{\alpha} v_{\beta\perp} - v_{\beta} v_{\alpha\perp} \quad \Delta_p \neq 0 \quad (10)$$

The proposed reference current signals are obtained in  $\alpha\beta$ -stationary coordinates as;

$$i^{ref} = i_{\alpha} + j i_{\beta} = \frac{P_p^* (v_{\beta\perp} - j v_{\alpha\perp})}{v_{\alpha} v_{\beta\perp} - v_{\beta} v_{\alpha\perp}} \quad (11)$$

On the other hand, the conventional reference current

signals can be created in  $\alpha\beta$ -stationary coordinates as [36];

$$i^{ref} = i_{\alpha} + j i_{\beta} = \frac{P_c^* (v_{\alpha} + j v_{\beta})}{v_{\alpha} v_{\alpha} + v_{\beta} v_{\beta}} \quad (12)$$

where  $P_c^*$  is created based on the conventional PI control.

## IV. RESULTS AND DISCUSSIONS

Performance Analysis of Three Switches Three Levels Vienna-Type Rectifier has been simulated in PSIM software environment to demonstrate the effectiveness of the proposed control strategy. The parameters for the proposed system are given in Table II. Two control strategies are applied in Vienna-type rectifier system to achieve validity of the proposed control strategy. Switching signals for two control strategies are created based on the HCC.

- One strategy is conventional control that includes conventional PI DC-link control and conventional reference current generation.

- Another strategy is proposed control that includes adaptive PI with anti-windup DC-link control and DPC.

TABLE II  
SIMULATION PARAMETERS

Parameters	Values
Source line voltage $v_a, v_b, v_c$ (rms)	220V
Source frequency	50Hz
DC-link capacitance	$C_{dc,1}=C_{dc,1}=1000\mu F$
Load	5 $\Omega$ /15 $\Omega$
Filter inductance	1mH

The steady-state, dynamic response and current tracking errors waveforms of the conventional and proposed control strategies are depicted in Figure 5. It is indicated that the proposed control strategy can accomplish good tracking of current references with nearly 8ms while the conventional control has slower dynamic response with about 30ms (see Figure 5a and 5b). Besides, current tracking errors are effectively minimized by the proposed control.

Figure 6 depicts the comparison of the results between conventional and the proposed control under increasing dynamic load power (sudden change of  $R_L$  value from 10 to 6.67 $\Omega$ ). While the DC-link voltage is restored with the proposed control to the given value within nearly 10ms, the conventional control has slower dynamic response with about 50ms to provide to the given value.

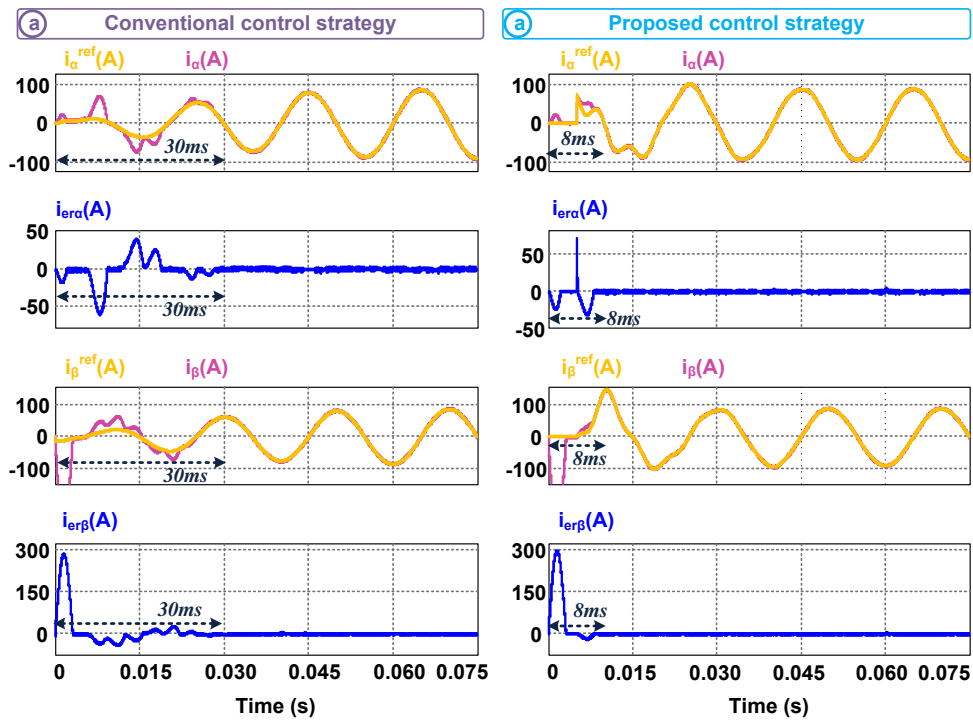


Fig. 5 Current tracking signals for a) conventional control and b) proposed control

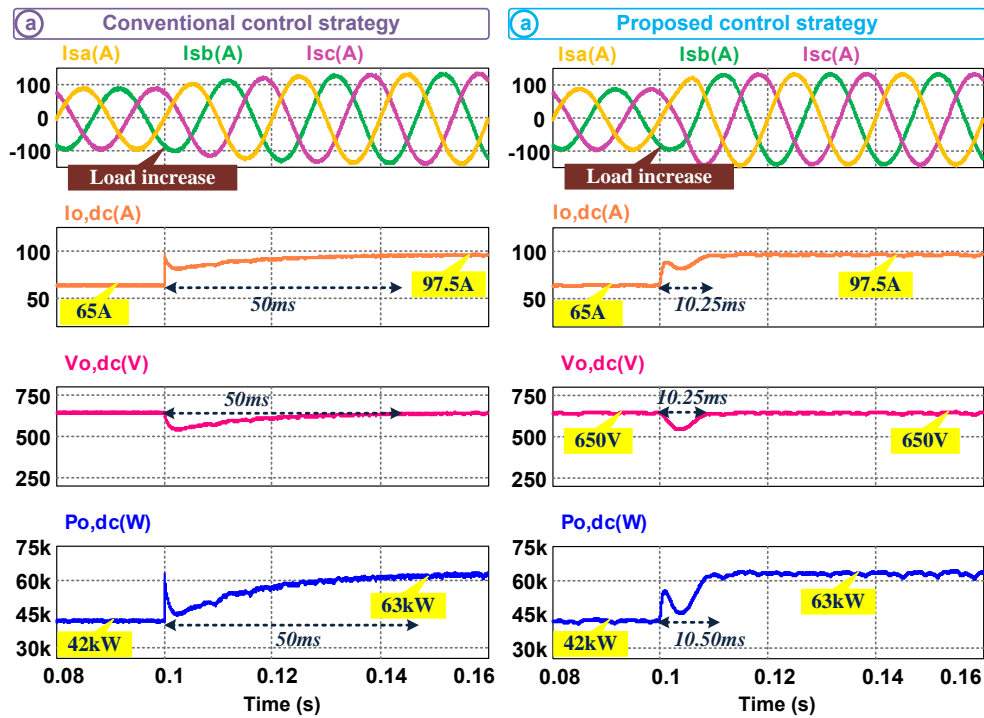


Fig. 6 Load power increase for a) conventional control and b) proposed control

The effectiveness of the proposed control strategy is also examined under load power decrease (sudden change of  $R_L$  value from 10 to 15 $\Omega$ ) as depicted in Figure 7. With the proposed control, the output current, DC-link voltage and output power soon achieve a steady state within 25ms while with the conventional control, these signals has been reached a steady state within 45ms. The results indicate that the proposed control provisions strong robustness against sudden load disturbances in contrast to the conventional control.

Figure 8 reveals the control of the DC link voltage ( $V_{o,dc}$ ) is achieved at 650V, 700V and 625V after the step change occurs in reference DC-link voltage ( $V_{dc}^*$ ). The fast regulation of the DC-link voltage is effectively accomplished with 25ms for the proposed control under this operation while the dynamic response with the conventional control is slower with 45ms as shown in Figure 8a. While the current THD of the conventional control is 1.7%, the current THD is only 0.9% with using the proposed control.



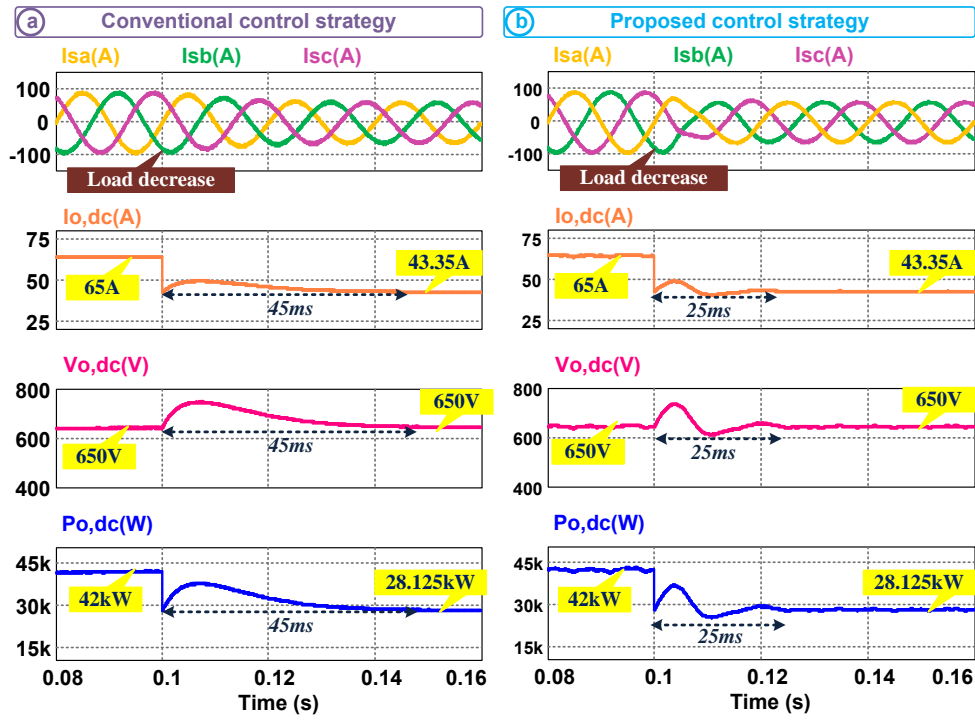


Fig. 7 Load power decrease for a) conventional control and b) proposed control

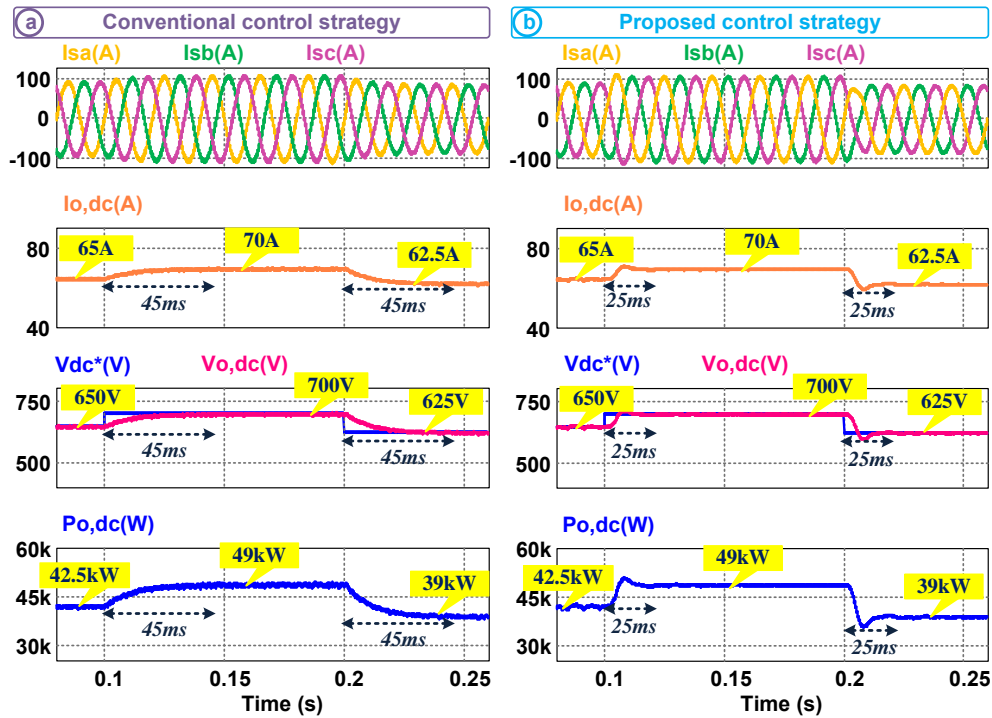


Fig. 8. DC-link voltage step change for a) conventional control and b) proposed control

## V. CONCLUSION

In this paper, to achieve fast dynamic response and low current tracking errors, adaptive PI with anti-windup based DPC is proposed. The DPC is employed to generate current signals and adaptive PI with anti-windup control is utilized to acquire the desired DC-link voltage. The above analysis and results have indicated that the proposed control enhances the fast response speed and reduces current tracking errors. The

proposed control can accomplish better tracking of current references and the DC-link voltage step change within nearly 8ms and 25ms, respectively although the conventional control strategy provides 30ms and 45ms for them. Besides, the DC-link voltage has been kept under all cases. The proposed control achieves good robustness against sudden load disturbances compared to the conventional control. The proposed control strategy has carried out the operation of Vienna-type rectifier under various case studies, effectively.

However, although adaptive PI with anti-windup have a broad range of gain alteration; the error can occur with large gain.

The proposed control can be employed in various applications such as wind power generation systems, the charging station of an EV and boost-type unidirectional converter topologies. Besides, the future scope of this study is to improve a control strategy for fast charging EVs.

#### ACKNOWLEDGMENT

The authors are grateful to Van Yuzuncu Yil University Scientific Research Projects Coordination Unit (Van, Turkey) for financial support of this study (Project number: FYD-2021-9636).

#### REFERENCES

- [1] H. Zhao, T. Q. Zheng, Y. Li, J. Du, P. Shi, "Control and Analysis of Vienna Rectifier Used as the Generator-Side Converter of PMSG-based Wind Power Generation Systems." *Journal of Power Electronics*, vol. 17, no. 1, 2017, pp. 212-221.
- [2] X. Feng, Y. Sun, X. Cui, W. Ma, Y. Wang, "A compound control strategy of three-phase Vienna rectifier under unbalanced grid voltage." *IET Power Electronics*, vol. 14, no. 16, 2021, pp. 2574-2584.
- [3] S. Bayhan, H. Komurcugil, N. Guler, "An enhanced finite control set model predictive control method with self-balancing capacitor voltages for three-level T-type rectifiers." *IET Power Electronics*, 2022, pp. 1-11.
- [4] Y. Fu, N. Cui, J. Song, Z. Chen, C. Fu, C. Zhang, "A hybrid control strategy based on lagging reactive power compensation for Vienna-type rectifier." *IEEE Transactions on Transportation Electrification*, vol. 7, no. 2, 2021, pp. 825-837.
- [5] W. Ding, C. Zhang, F. Gao, B. Duan, H. Qiu, "A zero-sequence component injection modulation method with compensation for current harmonic mitigation of a Vienna rectifier." *IEEE Transactions on Power Electronics*, vol. 34, no. 1, 2019, pp. 801-814.
- [6] M. Ateş, S. Laribi, "New results on the global asymptotic stability of certain nonlinear RLC circuits." *Turkish Journal of Electrical Engineering & Computer Sciences*, vol. 26, no. 1, 2018, pp. 434-441.
- [7] A. Karafil, H. Özbay, "Power control of single phase active rectifier." *Balkan Journal of Electrical and Computer Engineering*, vol. 7, no. 3, 2019, pp. 332-336.
- [8] J. Adhikari, I. V. Prasanna, S. K. Panda, "Reduction of input current harmonic distortions and balancing of output voltages of the Vienna rectifier under supply voltage disturbances." *IEEE Transactions on Power Electronics*, vol. 32, no. 7, 2017, pp. 5802-5812.
- [9] B. Wang, G. Venkataramanan, A. Bendre, "Unity power factor control for three-phase three-level rectifiers without current sensors." *IEEE Transactions on Industry Applications*, vol. 43, no. 5, 2007, pp. 1341-1348.
- [10] M. İnci, "Performance analysis of T-type inverter based on improved hysteresis current controller." *Balkan Journal of Electrical and Computer Engineering*, vol. 7, no. 2, 2019, pp. 149-155.
- [11] J. Wang, S. Ji, S. Liu, H. Jiang, W. Jiang, "A discontinuous PWM strategy to control neutral point voltage for Vienna rectifier with improved PWM sequence." *IEEE Journal of Emerging and Selected Topics in Power Electronics*, 2021, pp. 1-10.
- [12] Y. Fu, N. Cui, J. Song, Z. Chen, C. Fu, C. Zhang, "A hybrid control strategy based on lagging reactive power compensation for Vienna-type rectifier." *IEEE Transactions on Transportation Electrification*, vol. 7, no. 2, 2021, pp. 825-837.
- [13] B. Xu, K. Liu, X. Ran, "Computationally efficient optimal switching sequence model predictive control for three-phase Vienna rectifier under balanced and unbalanced DC links." *IEEE Transactions on Power Electronics*, vol. 36, no. 11, 2021, pp. 12268-12280.
- [14] S. Xie, Y. Sun, M. Su, J. Lin, Q. Guang, "Optimal switching sequence model predictive control for three-phase Vienna rectifiers." *IET Electric Power Applications*, vol. 12, no. 7, 2018, pp. 1006-1013.
- [15] M. Gökdağ, O. Gülbudak, "Model predictive control of an indirect matrix converter with active damping capability." *Balkan Journal of Electrical and Computer Engineering*, vol. 8, no. 1, 2020, pp. 31-39.
- [16] Y. Zhang, C. Qu, "Direct power control of a pulse width modulation rectifier using space vector modulation under unbalanced grid voltages." *IEEE Transactions on Power Electronics*, vol. 30, no. 10, 2015, pp. 5892-5901.
- [17] X. Ran, B. Xu, K. Liu, J. Zhang, "An improved low-complexity model predictive direct power control with reduced power ripples under unbalanced grid conditions." *IEEE Transactions on Power Electronics*, vol. 37, no. 5, 2022, pp. 5224- 5234.
- [18] H. Yang, Y. Zhang, J. Liang, J. Gao, P. D. Walker, N. Zhang, "Sliding-mode observer based voltage-sensorless model predictive power control of PWM rectifier under unbalanced grid conditions." *IEEE Transactions on Industrial Electronics*, vol. 65, no. 7, 2017, pp. 5550-5560.
- [19] L. Hang, M. Zhang, B. Li, L. Huang, S. Liu, "Space vector modulation strategy for VIENNA rectifier and load unbalanced ability." *IET Power Electronics*, vol. 6, no. 7, 2013, pp. 1399-1405.
- [20] Y. Lu, Z. Liu, S. Meng, J. Ji, J. Lyu, "Deadbeat predictive power control for Vienna rectifier under unbalanced power grid condition." *Energy Reports*, vol. 7, 2021, pp. 257-266.
- [21] B. Zhang, C. Zhang, X. Xing, X. Li, Z. Chen, "Novel three-layer discontinuous PWM method for mitigating resonant current and zero-crossing distortion in Vienna rectifier with an LCL Filter." *IEEE Transactions on Power Electronics*, vol. 36, no. 12, 2021, pp. 14478-14490.
- [22] Z. He, H. Ding, Z. Chen, Z. Qi, X. Zhuyu, Z. Dandi, S. Jiannan, "A hybrid DPWM for Vienna rectifiers based on the three-level to two-level conversion." *IEEE Transactions on Industrial Electronics*, 2021, pp. 1-11.
- [23] X. Li, Y. Sun, H. Wang, M. Su, S. Huang, "A hybrid control scheme for three-phase Vienna rectifiers." *IEEE Transactions on Power Electronics*, vol. 33, no. 1, 2018, pp. 629-640.
- [24] B. Xu, X. Ran, "Computationally efficient optimal switching sequence model predictive control for three-phase Vienna rectifier under balanced and unbalanced DC links.", *IEEE Transactions on Power Electronics*, vol. 36, no. 4, 2021, pp. 12268-12281.
- [25] Y. Zhang, J. Liu, H. Yang, J. Gao, "Direct power control of pulswidth modulated rectifiers without dc voltage oscillations under unbalanced grid conditions.", *IEEE Transactions on Industrial Electronics*, vol. 65, no. 10, 2018, pp. 7900-7910.
- [26] S. Ouchen, M. Benbouzid, F. Blaabjerg, A. Betka, H. Steinhart, "Direct power control of shunt active power filter using space vector modulation based on supertwisting sliding mode control.", *IEEE Journal of Emerging and Selected Topics in Power Electronics*, vol. 9, no. 3, 3243-3253.
- [27] J. W. Choi, S. C. Lee, "Antiwindup strategy for PI-type speed controller." *IEEE Transactions on Industrial Electronics*, vol. 56, no. 6, 2009, pp. 2039-2046.
- [28] H. B. Shin, "New antiwindup PI controller for variable-speed motor drives." *IEEE Transactions on industrial electronics*, vol. 45, no. 3, 1998, pp. 445-450.
- [29] T. L. Chiah, C. L. Hoo, E. C. Y. Chung, "Study of anti-windup pi controllers with different coupling-decoupling tuning gains in motor speed." *Asian Journal of Control*, 2021, pp. 1-10.
- [30] M. Ates, "Circuit theory approach to stability and passivity analysis of nonlinear dynamical systems." *International Journal of Circuit Theory and Applications*, vol. 50, no. 1, 2022, pp. 214-225.
- [31] M. Ates, N. Kadah, "Novel stability and passivity analysis for three types of nonlinear LRC circuits." *An International Journal of Optimization and Control: Theories & Applications (IJOCTA)*, vol. 11, no. 2, 2021, pp. 227-237.
- [32] N. Jin, S. Hu, C. Gan, Z. Ling, "Finite states model predictive control for fault-tolerant operation of a three-phase bidirectional AC/DC converter under unbalanced grid voltages.", *IEEE Transactions on Industrial Electronics*, vol. 65, no. 1, 2017, pp. 819-829.
- [33] J. Svensson, M. Bongiorno, A. Sannino, "Practical implementation of delayed signal cancellation method for phase-sequence separation." *IEEE Transactions on Power Delivery*, vol. 22, no. 1, 2006, pp. 18-26.
- [34] Y. Zhang, C. Qu, "Model predictive direct power control of PWM rectifiers under unbalanced network conditions." *IEEE Transactions on Industrial Electronics*, vol. 62, no. 7, 2015, pp. 4011-4022.
- [35] Y. Zhang, J. Jiao, J. Liu, "Direct power control of PWM rectifiers with online inductance identification under unbalanced and distorted network conditions." *IEEE Transactions on Power Electronics*, vol. 34, no. 12, 2019, pp. 12524-12537.



- [36] H. Zhang, C. Zhang, X. Xing, C. Liu, X. Li, B. Zhang, "Three-layer double vectors model predictive control strategy for current harmonic reduction and neutral point voltage balance in Vienna rectifier." IEEE Transactions on Transportation Electrification, 2022, pp. 1-12.

#### BIOGRAPHIES



**DOĞAN ÇELİK**, received the B.Sc. degree in Electrical and Electronics Engineering, Cukurova University, Adana, Turkey in 2013. He completed M.Sc. program at Department of Electrical and Electronics Engineering, Yuzuncu Yil University, Van, Turkey in 2016. He received the Ph.D. degree from Van Yuzuncu Yil University, Van, Turkey in 2020. His research

interest areas are microgrid applications, distributed generation, distributed generation/integration of renewable energy systems, power quality, active power filters, electric vehicles, power system control.