

PAPER DETAILS

TITLE: Extraction of Dyestuff from Basil (*Ocimum basilium*) and Investigation of Dyeing Properties of Cotton and Wool Fabrics Using (Urea+Ammonia+Calcium Oxalate) Mixture

AUTHORS: Adem ONAL,Ferda ESER,Ilknur AKINCI

PAGES: 19-25

ORIGINAL PDF URL: <https://dergipark.org.tr/tr/download/article-file/105180>



Gaziosmanpaşa University

Graduate School of
Natural and Applied Sciences**Journal of New Results in Science**

Received: 14.03.2013

Accepted: 28.03.2013

Editors-in-Chief: Naim Çağman

Area Editor: Yakup Budak

Extraction of Dyestuff from Basil (*Ocimum basilium*) and Investigation of Dyeing Properties of Cotton and Wool Fabrics Using (Urea+Ammonia+Calcium Oxalate) Mixture

Adem Önal^{1,a} (adem.onal@gop.edu.tr)Ferda Eser^b (ferda.eser@gop.edu.tr)İlknur Akıncı^b (iakinci@hotmail.com)^aGaziosmanpaşa University, Natural Dyes Application and Research Center 60250 Tokat, Turkey^bGaziosmanpaşa University, Science and Art Faculty, Department of Chemistry 60250 Tokat, Turkey

Abstract – The dyestuff from basil (*Ocimum basilium*) was extracted using Soxhlet apparatus with distilled water. Wool and cotton fabrics were pretreated with (urea+ammonia+calcium oxalate) mixtures, artificial animal urine system (AAUS) before dyeing. The solutions 0.1 M of CuSO₄, FeSO₄ and AlK(SO₄)₂·12H₂O were used as mordant agents. Pre-mordanting, together mordanting and last mordanting methods were applied at pH =4 and pH= 7 for dyeing of fabrics. According to the fastness results, the best dyeing method was determined as together mordanting method at pH=4 for wool and last mordanting method at pH= 7 for cotton fabric. The results also reveal that the basil containing Salvigenin dyestuff shall probably be an important raw material for dyeing process of natural textile fibers.

Keywords -

Wool, cotton,
Ocimum basilium,
dyeing,
fastness

1. Introduction

Natural dyes have high importance in producing handmade carpets, kilim and similar industrial dyeing applications before of their advantage of high colour fastness, cheapness, long term colour stability and authentic properties. Nowadays, the natural dyes are being produced in Asian countries such as Turkey, Iran, India, Azerbaijani, and natural dye products are being used most countries of the world [1].

There are many industrial plants which contain natural dyes such as basil (*Ocimum basilium*) which has odoriferous, and is used as spices plant, commonly. Basil has major flavone

¹Corresponding Author

aglycone which can be used as dyestuff of 5-Hydroxy-6,7-dimethoxy-2-(4-methoxyphenyl)-chromen-4-one called as Salvigenin [2] (Figure 1). The molecule structure of Salvigenin play important role on dyeing process of natural fabric. However, Adıguzel et al. have reported the extract of *O. basilium* exhibits antimicrobial activity [3].

The acquired dyeing and fastness properties of woolen and cotton fabrics are very important characteristic in terms of user. The interaction of mordant compounds with wool and cotton fibers effects the affinity to fibers of dyestuffs. Improving the dyeing and fastness properties of textile fibers constitute the main subject of various studies [4,5,6]. In another different and last study, Onal-1 mordant mixtures in alkaline medium had been applied to wool fiber, feathered leather and cotton as a pretreatment process using *Rubai tinctorum* L. and *Hypericum scabrium* L. [7,8].

This study evaluates the average of dyeing properties of wool and cotton fabrics using Basil (*O. basilium*) and the effect of (urea+ammonia +calcium oxalate) mixtures for each fabrics.

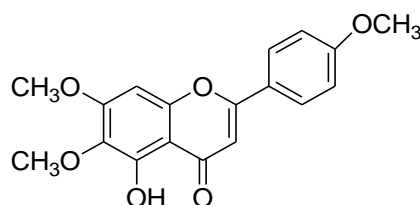


Figure 1. Chemical structure of salvigenin

2. Experimental

2.1. Preparation of Mordant Solutions and Dye-bath

Wool and cotton samples were treated with artificial animal urine system (AAUS). The stem and leaves of Basil (*O. basilium*) were supplied Plant Research Laboratory, Gaziosmanpasa University, in June, 2010. It was dried in shade, cleaned and powdered by grinder before the experiments. Extraction of *O. basilium* was performed by soxhlet apparatus with distilled water. 1 L of distilled water was used (for 100 g plant material) then the dyestuff was transferred to the aqueous media.

2.2. Reagents and Equipment

All chemicals used in this work, were purchased from Merck. Distilled water was used for all steps. $\text{FeSO}_4 \cdot 7\text{H}_2\text{O}$, $\text{AlK}(\text{SO}_4)_2 \cdot 12\text{H}_2\text{O}$ and $\text{CuSO}_4 \cdot 5\text{H}_2\text{O}$ were purchased from Merck. Extraction was performed by using soxhlet apparatus. Colour codes were determined by Pantone Colour Guide. The wash-, crock- (wet, dry) and light fastness of all dyed samples were established according to ISO 105-C06 and to CIS, respectively, and fastnesses were determined by Atlas Weather-ometer, a Launder-ometer and a 255 model crock-meter, respectively [9].

2.3. Dyeing Procedures

Dyeing procedures of wool and cotton samples were firstly treated with artificial animal urine system (AAUS). The undyed materials were kept into AAUS included NH_3 (3%, v/v), CaC_2O_4 (3%, m/v) and urea (3%, m/v) for 24 h, at room temperature before dyeing procedures. At the end of the time, the samples rinsed with distilled water and dyed according to the dyeing methods that mentioned below.

Pre-mordanting Method: The undyed material (1 g) which was treated with willow solution and AAUS for 24 h at room temperature, separately, was heated in 0.1 M mordant solution (100 mL) for 1 h at 90°C . After cooling of sample, it was rinsed with distilled water and put into dye-bath solution (100 mL). It was heated at 90°C for 1 h, at the end of the period, the dyed material removed, rinsed with distilled water and dried.

Together-mordanting Method: Both mordant (in solid state which equivalent to 0.1 M mordant solution) and dyestuff solution poured into a flask and the sample placed in this mixture. The complication was heated at 90°C for 1 h. After cooling, it was rinsed and dried.

Last-mordanting Method: On the contrary to pre-mordanting method, the undyed material (1 g) was first treated with dyestuff solution for 1 h at 90°C . After cooling the sample, it was rinsed with distilled water and put into 0.1 M mordant solution (100 mL) and heated for 1 h at 90°C . Finally, the dyed material was rinsed with distilled water and dried.

3. Results and Discussion

Proposed Dyeing Mechanism

As the hydroxy (-OH) and carbonyl (C=O) groups forms coordinate covalent bonds with mordant cation, such as Cu^{2+} (Figure 2, Figure 3 and Figure 4).

The dyeing mechanisms of wool with Salvigenin by pre-mordanting (1), together-mordanting (2) and last-mordanting (3) methods can be considered as follows [10] :

(1) Wool.....Mordant (Me^{n+}).....Dyestuff

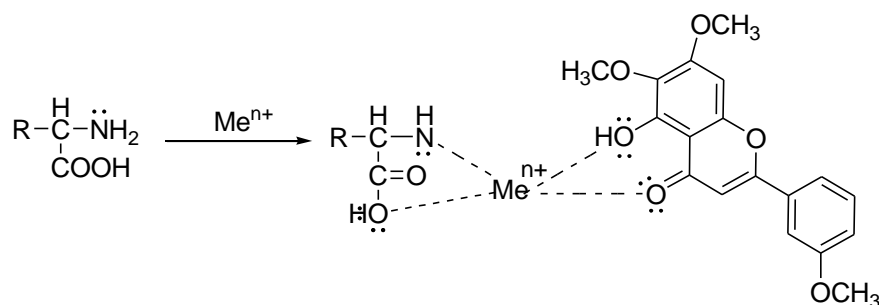


Figure 2. Proposed mordant-dye complex according to pre-mordanting method in dyeing of wool fibers

(2) Dyestuff.....Mordant (Me^{n+}).....Dyestuff

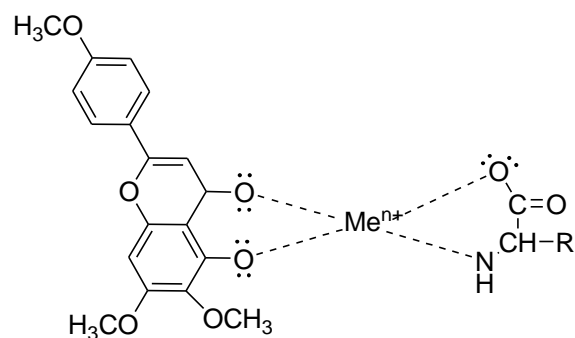


Figure 3. Proposed mordant-dye complex according to together-mordanting method in dyeing of wool fibers

(3) Wool.....Dyestuff (Me^{n+}).....Mordant

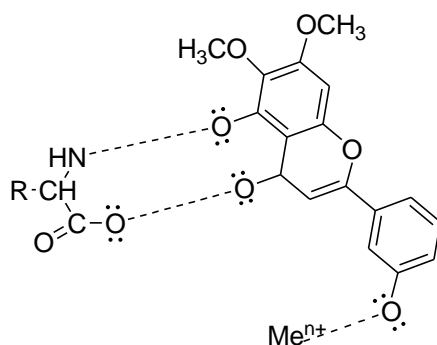


Figure 4. Proposed mordant-dye complex according to last-mordanting method in dyeing of wool fibers

Because of cotton has cellulosic structure, coordinate covalent bonding occurs between $\text{CH}_2\text{O}-$ groups of cellulose and metal cation. The suggested mechanism is given below (Figure 5).

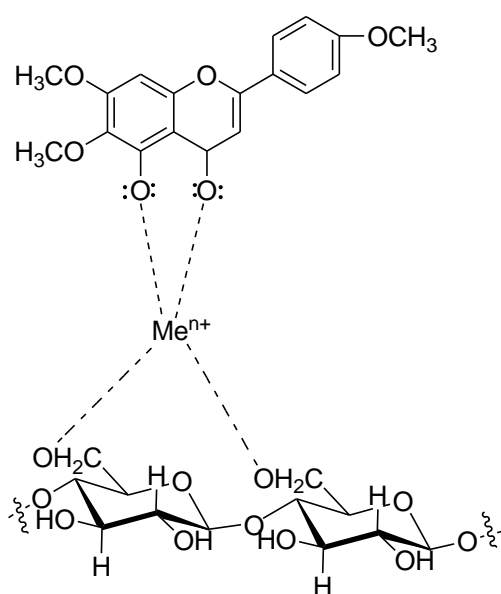


Figure 5. Proposed mordant-dye complex according to together-mordanting method in dyeing of cotton

As seen from the curves in Figure 6 the average fastness for wool samples decreases in the order of $\text{Fe(II)} > \text{Cu(II)} > \text{Al(III)}$. Best values for wool samples obtained by using Pre-mordanting method with Fe(II) and Al(III) mordants. It can be clearly observed from the Figure 7, there is no considerable difference between together- and last-mordanting method with the use of Fe(II) and Al(III) mordants in dyeing of cotton fibers.

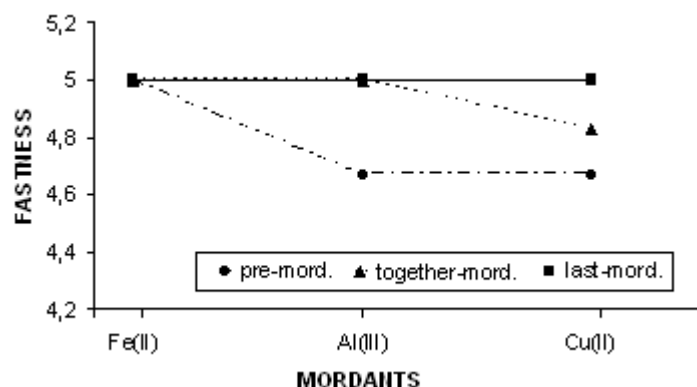


Figure 6. The variation of average fastness for wool with respect to the mordant agent

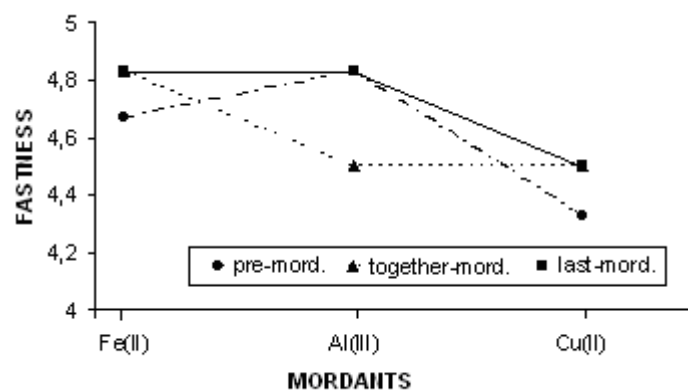


Figure 7. The variation of average fastness for cotton with respect to the mordant agent

In general, from the Figures 6 and 7, the most effective mordant agent is Fe(II) and the most effective dyeing procedures are together- and last-mordanting method. This situation can be explained by the high stability of Fe(II) complex. Based on the results, it can be noted that treatment of natural fibers with AAUS assists to strenght the coordinate covalent bonding of Fe(II) salt to natural fiber.

When evaluated the dyed wool samples, green, brown and its tones were obtained in the presence of pre- and together-mordanting methods by CuSO_4 and FeSO_4 salts, and yellow tones were obtained by $\text{AlK}(\text{SO}_4)_2 \cdot 12\text{H}_2\text{O}$ for three mordanting methods. In dyeing of cotton samples, gray, light gray and cream tones were occurred. According to the experimental results, however, the colours fastness of dyed cotton and wool samples have good degrees.

The effect of AAUS was explained by Onal in 1996. Shortly, the components of AAUS (ammonia+ urea+ oxalate) have a great importance on the fastness of dyed fibers [10]. Here, ammonia helps the expanding of fiber misels so it facilitates the penetration of dye to

the fiber. Urea serves as a pH regulator, and as last, oxalate plays an important role during the formation of complex structure which occurs between dye and natural fiber. It makes this complex very stable, and so the fastness values of the dyed samples increase in the presence of AAUS.

All the fastness values and colour codes are presented in Table I, Table II, for wool and cotton samples, respectively. It can be clearly seen that wet and dry fastness values are very good for dyed wool and cotton fibers.

Table 1. Fastness values and colour codes of dyed wool fabric (average values)

Mordant	Dyeing Method	Wash-Fastness	Crock Fastness		Light fastness
			Wet	Dry	
FeSO ₄ ·7H ₂ O	Pre-mordanting	4	5	5	5-6
	Together-mordanting	4-5	5	5	6-7
	Last-mordanting	4-5	5	5	6-7
CuSO ₄ ·5H ₂ O	Pre-mordanting	4	5	5	6
	Together-mordanting	3-4	5	5	7
	Last-mordanting	4-5	4-5	4-5	6
AlK(SO ₄) ₂ ·12H ₂ O	Pre-mordanting	3	5	5	6-7
	Together-mordanting	3-4	5	5	7
	Last-mordanting	4-5	4-5	4-5	6-7

Table 2. Fastness values and colour codes of dyed cotton fabric (average values)

Mordant	Dyeing Method	Wash-Fastness	Crock Fastness		Light fastness
			Wet	Dry	
FeSO ₄ ·7H ₂ O	Pre-mordanting	5	5	5	5-6
	Together-mordanting	3-4	5	3-4	5-6
	Last-mordanting	5	5	5	6-7
CuSO ₄ ·5H ₂ O	Pre-mordanting	4-5	5	4-5	6
	Together-mordanting	4-5	5	4	5-6
	Last-mordanting	5	5	5	6-7
AlK(SO ₄) ₂ ·12H ₂ O	Pre-mordanting	4	5	5	5
	Together-mordanting	3-4	4	4	5-6
	Last-mordanting	5	5	5	6-7

Consequently, the best dyeing conditions of wool materials are obtained with Fe(II) and Cu(II) mordants using pre- and together mordanting method. Generally green and brown colour tones were obtained for wool samples. On the contrary to wool, the highest fastness values obtained for cotton fibers with Fe(II) according to all mordanting methods. The colours of cotton fibers are gray, yellow and cream tones. In addition, AAUS contributes the brightness of natural fibers dyed samples.

O. basilium may be evaluated as an important natural dyestuff source. However, AAUS which called as Onal-1 mordant system, may be used as pre-mordanting mixtures for cellulosic and protein fibers to increase the fastness and brightness of the textile products.

Further investigations are going on.

References

- [1] Onal, A., Camcı, M., Sarı, M. (2004). Asian J. Chem., 16, 1533.
- [2] Grayer, R.J., Bryan, S.E., Veitch, N.C., Goldstone, F.J., Paton, A., Wollenweber, E. (1996). Phytochemistry, 43, 1041.
- [3] Adıgüzel, A., Güllüce, M., Sengul, M., Ogutcu, H., Sahin, F. (2005). Turk J. Biol., 29, 155.
- [4] Chattopadhyay, D.P. (2009). Coloration Techn., 125, 262.
- [5] Ma, W., Zhang, S., Tang, B., Yang, J. (2005). Coloration Techn., 121, 193.
- [6] Houshyar, S., Amirshahi, H. (2001). Iran Polm J., 11, 295.
- [7] Onal, A., Kahveci, I., Soylak, M. (2004). Asian J. Chem., 16, 445.
- [8] Merdan, H., Eray, F., Onal, A., Kavak, F. (2008). Asian J. Chem., 20, 68.
- [9] Trotman, E.R. (1984). Dyeing Chemical Technology of Textile Fibres, 15, 40.
- [10] Onal, A. (1996). Turk. J. Chem., 20, 194.