

## PAPER DETAILS

TITLE: First record of the mite family Nosybeidae (Acari, Oribatida) from Turkey: *Lamellocepheus personatus*

AUTHORS: Ayse TOLUK,Nusret AYYILDIZ

PAGES: 79-82

ORIGINAL PDF URL: <https://dergipark.org.tr/tr/download/article-file/2478354>



## First record of the family Nosybeidae (Acari, Oribatida) from Turkey: *Lamellocephus personatus*

Ayşe TOLUK<sup>1,2</sup> , Nusret AYYILDIZ<sup>1</sup> 

<sup>1</sup> Department of Biology, Faculty of Science, Erciyes University, Kayseri, Turkey

<sup>2</sup> Corresponding author: [atoluk@erciyes.edu.tr](mailto:atoluk@erciyes.edu.tr)

Received: 10 June 2022

Accepted: 5 July 2022

Available online: 28 July 2022

**ASBTRACT:** In this study, on the basis of the specimens collected from Artvin province, Turkey, *Lamellocephus personatus* (Berlese, 1910) belonging to the family Nosybeidae was recorded as new for the Turkish fauna. Its morphological features were given with the scanning electron microscope images, and also distribution and ecology discussed.

**Keywords:** Soil mite, *Lamellocephus*, new record, Artvin, Turkey.

**Zoobank:** <https://zoobank.org/1FC216E8-613A-428B-A963-165B781112FF>

### INTRODUCTION

Oribatid mites are one of the most abundant and diverse species of soil mesofauna. They play an important role in the decomposition processes in the soil. Globally, 11.325 oribatid species and subspecies are known, of these 3911 occupying the Palearctic region (Subías, 2004). The number of known species of Turkish oribatid mites is around 250 (Özkan et al., 1988, 1994; Erman et al., 2007; Baran et al., 2018).

The family Nosybeidae recorded for the first time from Turkey is represented by two genera and 12 species worldwide (Subías, 2004). Only one of them, *Lamellocephus personatus*, is known from Europe in the Palearctic region. *Lamellocephus* belonging to the family Nosybeidae is distributed in the southern Palearctic and Ethiopian regions and includes two species: *Lamellocephus genavensis* (Mahunka, 1993) (*Nosybea*) from Madagascar and *Lamellocephus personatus* from Europe. In this study, it is aimed to contribute to the knowledge of the oribatid fauna of Turkey and the distribution of the determined taxon.

### MATERIALS AND METHODS

Soil and litter samples containing oribatid mites were collected from Artvin Province in 1992 and extracted using a Berlese funnel apparatus. Mites were sorted from the samples under a stereomicroscope. After the mite samples were cleaned, they were first pre-treated for light microscopy and subsequently for scanning electron microscopy. Terminology followed Norton and Behan-Pelletier (2009).

### RESULTS

Family: Nosybeidae Mahunka, 1993

Genus: *Lamellocephus* Balogh, 1961

Type species: *Tectocephus personatus* Berlese, 1910

### *Lamellocephus personatus* (Berlese, 1910)

Description (Figures 1-4)

Length: 280-290 µm, width: 160-164 µm (n = 2).


Prodorsum with coarsely granulated cerotegument. Rostrium incised in the middle. Rostral, lamellar and interlamellar setae short and smooth. Lamellae long, straight, originate in front of the bothridia and without translamella. Sensilli leaf-shaped, barbed, about 30 µm in length. Bothridium opening anteriorly.

Dorsosejugal suture slightly protruding in the middle. Ten pairs of short and smooth marginal notogastral setae present. Two pairs of them *c2* and *la* arising on small tubercles. In the anterior middle region of the notogaster, a wide depression present. Notogastral cuticle covered by coarsely granulated cerotegument.


Ventral region with fine granulation. Pedotectum I large, pedotectum II small; tutorium a long and small blade without free tip. The epimeres IV with strong lateral and posterior enantiophysis. Epimeral setal formula: 3-1-3-2. On both sides of the genital plates with longitudinal ridges. Genital and anal plates are approximately the same length and width (35 µm) and the distance between them is 14 µm. Five pairs of genital, one pair of aggenital, two pairs of anal and two pairs of adanal setae present. Lyrifissures *iad* situated paraanally. All legs monodactylous.

### DISCUSSION

*Lamellocephus personatus* (Berlese, 1910) is distributed in Europe (Italy, Switzerland Austria Azerbaijan and Georgia) (Weigmann and Murvanidze, 2003; Subías 2004). *Lamellocephus personatus* is found in warm southern subalpine biotopes in Austria, Switzerland and northern Italy and forest litter in warm-temperate climate in Georgia. In this study, it was found in soil and litter from mixed forest.




**Figure 1.** *Lamellocephus personatus* (Berlese, 1910): Dorsal view.




**Figure 2.** *Lamellocephus personatus* (Berlese, 1910): Prodorsum.





**Figure 3.** *Lamellocephus personatus* (Berlese, 1910): Sensillus.



**Figure 4.** *Lamellocephus personatus* (Berlese, 1910): Ventral view.

The species has been described by Berlese (1910) as *Tectocephus personatus*. This species was previously placed under families Tectocephidae and Charassobatidae by most authors (Balogh, 1961; Grandjean, 1964; Mahunka and Mahunka-Papp, 1995; Weigmann and Murvanidze (2003). Later, Mahunka and Mahunka-Papp (2009) transferred it into the family Nosybeidae. The taxonomic status and family placement of *Lamellocephus* and *Lamellocephus personatus* (Berlese, 1910) has been discussed and evaluated in detail by Colloff (2019). We agree with Colloff (2019) and Subías (2004) regarding the taxonomic status and place of the species.

The body length of this species are given as 345-420 µm by Weigmann and Murvanidze (2003). The dimensions of the specimens found in Turkey (280-290 µm × 160-164 µm) are smaller than previous measurements. These dimensional differences can be considered within the variation limits. In terms of the other morphological features, the Turkish specimens are in conformity with the descriptions given by the various authors.

### Authors' contributions

**Ayşe Toluk:** Analysis, conceptualization, data curation methodology, visualization, writing-original draft, writing-review and editing. **Nusret Ayyıldız:** Investigation, analysis, conceptualization, data curation methodology, visualization, writing-original draft, writing-review and editing.

### Statement of ethics approval

Not applicable.

### Conflict of interest

None.

### Acknowledgements

We would like to thank Drs Raşit Urhan (Pamukkale University, Denizli, Turkey) and Kamil Koç (Celal Bayar University, Manisa, Turkey) for their valuable time and helps in sampling the soil mites and Mr. İ. Akşit and Mrs. A. Boyraz, the Technology Research and Developing Centre of Erciyes University, Turkey, for SEM preparation of the specimens and the processing of the photographs.

### REFERENCES

- Balogh, J. 1961. Identification keys of world oribatid (Acari) families and genera. Acta Zoologica Hungarica, 7: 243-344.
- Baran, Ş., Bezci, T. and Ayyıldız, N. 2018. Supplementary checklist of oribatid mites (Acari) from Turkey. Munis Entomology & Zoology, 13 (1): 91-97.
- Berlese, A. 1910. Liste di nuove specie e nuovi generi di Acari. Redia, 6: 242-271. [In Italian]
- Colloff, M. 2019. The oribatid mite genus *Topalia* in Australia (Oribatida: Nosybeidae) and the taxonomic status of related families and genera. Zootaxa, 4647 (1): 290-321.  
[doi:10.11646/zootaxa.4647.1.18](https://doi.org/10.11646/zootaxa.4647.1.18)
- Erman, O., Özkan, M., Ayyıldız, N. and Doğan, S. 2007. Checklist of the mites (Arachnida: Acari) of Turkey. Second supplement. Zootaxa, 1532: 1-21.  
[doi:10.11646/zootaxa.1532.1.1](https://doi.org/10.11646/zootaxa.1532.1.1)
- Grandjean, F. 1964. La solenidiotaxie des oribates. Acarologia, 6: 529-556. [In French]
- Mahunka, S. and Mahunka-Papp, L. 1995. The Oribatid Species described by Berlese (Acari). Hungarian Natural History Museum, Budapest, Hungary, 325 pp.
- Mahunka, S. and Mahunka-Papp, L. 2009. *Topobates helveticus* sp. n. and some other remarkable moss mites from Switzerland (Acari: Oribatida). Revue Suisse de Zoologie, 116 (3-4): 325-336.  
[doi: 10.5962/bhl.part.81322](https://doi.org/10.5962/bhl.part.81322)
- Norton, R.A. and Behan-Pelletier, V.M. 2009. Oribatida. In: A manual of acarology. Krantz, G.W. and Walter, D.E. (Eds). Texas Tech University Press, Lubbock, Texas, USA, 430-564.
- Özkan, M., Ayyıldız, N. and Soysal, Z. 1988. Türkiye akar faunası. Doğa-Türk Zooloji Dergisi, 12 (1): 75-85. [In Turkish]
- Özkan, M., Ayyıldız, N. and Erman, O. 1994. Check list of the acari of Turkey. First supplement. EURAAC News Letter, 7 (1): 4-12.
- Subías, L.S. 2004. Listado sistemático, sinonímico y biogeográfico de los ácaros oribátidos (Acariformes: Oribatida) del Mundo (Excepto fósiles). Graellsia, 60: 3-305. [In Spanish]  
[doi: 10.3989/graellsia.2004.v60.iExtra.218](https://doi.org/10.3989/graellsia.2004.v60.iExtra.218)
- Weigmann, G. and Murvanidze, M. 2003. Contribution to the oribatid mite fauna of Georgia. 2. *Carabodes* and *Lamellocephus* (Acari, Oribatida). Spixiana, 26 (3): 221-226.

Edited by: Salih Doğan

Reviewed by: Two anonymous referees

**Citation:** Toluk, A. and Ayyıldız, N. 2022. First record of the family Nosybeidae (Acari, Oribatida) from Turkey: *Lamellocephus personatus*. Acarological Studies, 4 (2): 79-82.