

PAPER DETAILS

TITLE: Note on the New Haplophragmium Species Found in Southeastern Turkey

AUTHORS:

PAGES: 0-0

ORIGINAL PDF URL: <https://dergipark.org.tr/tr/download/article-file/44109>

NOTE ON THE NEW HAPLOPHRAGMIUM SPECIES FOUND IN SOUTHEASTERN TURKEY

Vecihe ÖZTEMUR

Mac/en Tetkik ve Arama Enstitüsü, Ankara

INTRODUCTION

The standard section of the wells drilled in Southeastern Turkey is as follows: It starts usually with the Midyat Limestone Formation, which belongs to Middle Eocene age. This formation consists of light - gray, hard limestones. Below comes the Gercüş Formation, which consists of red - colored conglomerates, sandstones, and shales of Lower Eocene age. It passes downward into thick series, containing gray - colored shales and calcareous marls, with intercalations of sandstone layers; the age is Upper Cretaceous-Paleocene. The local name of this thick series is Germav Formation. The amount of limestones in the marls of the lower parts of this series is gradually increasing until, finally, the Orbitoid Limestone Horizon is reached. This part consists of marly limestones

and contains, in places, Maestrichtian Orbitoididae. Further down below this horizon, the Upper Cretaceous massive limestone is found; it is a hard, reef-complex limestone. With the exception of slight changes in thicknesses, the formation of this standard section of Southeastern Turkey is uniform, as evidenced by the wells drilled until present time.

The author has found a new species of Haplophragmium, while carrying out a micropaleontological study of the Raman Well 22. This microfossil was collected in the marly portions of the marly limestone layers of the Orbitoid limestone horizon, where no similar species have been encountered until present time.

This microfossil, which in the opinion of the author is a new species, will be discussed in the present paper.

DESCRIPTION OF THE NEW SPECIES

Family LITUOLIDAE

Subfamily HAPLOPHRAGMIINAE

Genus **Haplophragmium** REUSS 1860

Haplophragmium giganteum n. sp.

Type figure. — Fig. 1 - Holotype; d, side view; b, peripheral view; c, apertural view. Fig. 2 - Paratype; a - b, equatorial section.

Type description. — Test in the early stage close coiled, planispiral, in

the adult uncoiling and the chambers uniserial; chambers distinct, inflated, 7 to 9 in the coiled portion, only 2 or 3 in the uncoiled part, later ones subcircular in section; sutures distinct, depressed; wall finely arenaceous, aperture

in the adult cribrate, consisting of approximately 10 small rounded openings, around a larger opening in the middle of apertural face. Length 2.9 mm.; width 1.8 mm.; thickness 0.45 mm.

Remarks. — Although this species might be compared to *H. Bullatu.ni* PERNER 1847, it can be easily distinguished because of the shape of its aperture. It also resembles *H. lituolinoideum* GOES 1896 and *H. Salsum* CUSHMAN and BRONNIMANN 1948, but differs from these forms in its general shape, size and age. Therefore, this form should be considered as a new species.

Taking into consideration that this form is of the size hitherto unrecorded among the Upper Cretaceous forms, we

will name it *Haplophragmium gigateujn*.

Type level — Upper Cretaceous (Maestrichtian). In the gray marls, 212 m. below the Paleocene - Cretaceous boundary.

Type locality. — Raman Well No. 22, 1222-1223 m.

Type specimen. — Holotype deposited in the collection of the M.T.A. Museum.

At the Raman 22 horizon, where this microfossil was found, the following microfauna has been collected together with the new species :

Orbitoides media d'ARCHIAC


Globigerina triloculinoides PLUMMER

Anomalina acuta PLUMMER

Bulimina aff. ovata d'ORBIGNY.

B I B L I O G R A P H Y

- TERQUEM - BERTHELIN : Etude microscopique des marnes du Lias Moyen. *Mem. Soc. Geol. France*, 2^e serie, t. X. (1875).
- HAEUSLER, R. : Monographic der Foraminiferen Fauna der schweizerischen Transversarius Zone. *Abh. Schw. Pal. Ges.*, vol. XVII. (1890).
- HAEUSLER, R. : Note sur la distribution des Lituolidae dans les terrains jurassiques de la Suisse. *Mem. Soc. Pal. Suisse*, vol. XIX, 1892 (1893).
- JONES, T. R. : A monograph of the Foraminifera of the Crag. Part II. *Paleont. Soc., Monogr.*, vol. XLIX. (1895).
- ELLIS and MESSINA : Catalogue of Foraminifera. *Amer. Museum Nat. Hist.*, New York (1940).



1a



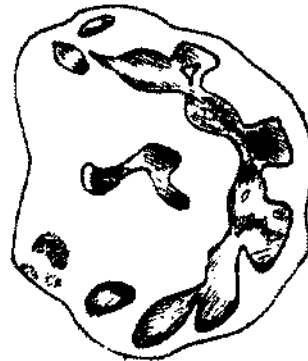
1b



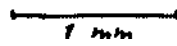
1c



2a



2b



1 mm